



Bathtub - Tara.

Two-way diverter for deck-mounted tub installation - polished chrome

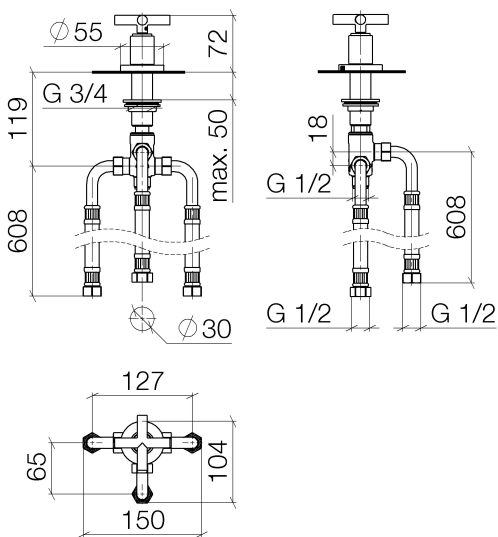
Article number: 29 140 892-00

- Integrated diverter
- 1-1/4" hole diameter
- Flange diameter 2-1/8"
- 1/2" connection
- Water flow rate limited to max. 17.1 gpm
- (ADA)



polished chrome

Dimensional drawing



All dimensions in mm / inch = mm x 0,0394

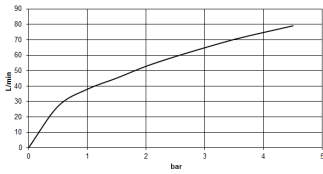


Bathtub - Tara.

Two-way diverter for deck-mounted tub installation - polished chrome

Article number: 29 140 892-00

Flow rate chart





Bathtub - Tara.

Two-way diverter for deck-mounted tub installation - polished chrome

Article number: 29 140 892-00

Other surface finishes




platinum matte
29 140 892-06



platinum
29 140 892-08



Dark Brass matte
29 140 892-16



Dark Bronze matte
29 140 892-17



black matte
29 140 892-33



Dark Platinum matte
29 140 892-99

More custom finish options are available via special production (xTra Service). Please see our finish matrix for availability and pricing or contact a Dornbracht representative.

Spare parts list

Number	Item Number	Designation	Number of units
--------	-------------	-------------	-----------------

